



# Seating

Lounge · Reception





Gathering  
to work, rest,  
or chat.



HPFi



Extraordinary quick ship program



lounge

American-made seating, heritage quality upholstery

reception



Blending hard and soft surfaces into collaborative environments





# Eve

## Sleek Lines, Comfortable Design

The sleek lines of the Eve Collection take shape from the desire to provide a contemporary solution to reception areas, waiting rooms, open plan team areas, lobbies and training rooms.

Linear chairs, loveseats and sofas along with one-, two- and three-person benches are also included in the Eve Collection. Each one has the option of upholstered or brushed aluminum arms on either or both ends. Use the ganging bracket kit to combine alternating armless and club chairs with arms for a very comfortable and stylish waiting room.

## Coordinating Casegoods

Complementary casegoods such as the Hyperwork buffet (shown right) seamlessly blend with the design style of Eve to add function to any gathering space.






# Eve & Flex

## Defining Space for Gathering and Learning

Designing for collaborative spaces means incorporating product that promotes activity. HPFi products allow various work styles to coexist. Within open spaces, Eve products blend with Flex Tiered lounge seating to provide a variety of settings that support conversation, writing, learning and easy access to power/charging ports.







# Accompany

## Wood Collection

Accompany invites users to sit side-by-side in comfort. Especially suited for public areas, waiting rooms and more. Firm, ergonomically correct cushioning ensures comfort. While seated, users enjoy strong, upright support for conversation-friendly lounging. Modular units can be added or removed from seating configurations providing a sensible approach to the constantly changing demands of business.



**1757**  
Genesis Team Chair  
30"W x 26"D x 36"H



**5924**  
Connecting/Freestanding Table  
23"W x 27"D x 13"H





# Accompany

## Metal Collection

The Accompany Collection is available with wood or metal legs to match or complement any décor. Combine textiles and wood and laminate finishes for a unique design statement within any gathering space.







**15202**  
**20" Round on Trumpet Base**  
 20"W x 20"D x 30"H



**2032-IF 2-Tier**  
**Inside Facing 30° Wedge**  
 47.25"W x 40.25"D x 35"H



**1584**  
**Tapered on Claudia Legs**  
 20"W x 20"D x 30"H




**Comfortable Multi-Level Seating and Ottomans**

Flex Tiered offers comfortable, multi-level seating for groups to gather in classrooms, conference room, lounge or open atrium areas. Ease of reconfiguration maximizes room functionality. Ottomans are available in multiple sizes of round, square and rectangular shapes and mix with any HPFi lounge seating product.

**Need Power?**

In collaborative spaces, people gather to work, relax and check their technology. With technology use ever increasing, the need for power and charging stations is endless. PowerFlex™ options seamlessly integrate conventional 110 volt power and USB charging into lounge seating, tables and casegood applications.



Flex



## Mixed and Shared Spaces

Flex Lounge seating bridges the gap between the casual Flex Ottoman seating and Flex Tiered seating with a modular lounge approach. Comfortable seats and benches with the 30" high padded backs even make a brief touchdown painless. All components are modular and may be easily reconfigured.

# Flex Lounge







### Straights and Curves

Flex Lounge can transform open spaces into large bullpen areas for community gathering between classes or meetings. The double-sided functionality of the Flex Lounge product allows product access from all sides within the center of the space. Reconfigure the large bullpen configuration into small breakout areas in just minutes. For additional accent seating and hard surface areas, Flex ottomans and tables coordinate with Flex Lounge products.



**1520**  
20" Diameter Round  
20"W X 20"D X 18"H

**1505**  
Two seat Bench/Ottoman  
40"W x 20"D x 18"H

**15022**  
Two-Sided, Two-Seat Chair  
40"W x 50"D x 30"H

**1508**  
Corner Chair  
30"W x 30"D x 30"H

**1503**  
Three-Seat Chair/Sofa  
60"W x 30"D x 30"H

# Flex Lounge



### Collaborative Circle

Small spaces can be ideal areas for quick breakout sessions. The round table approach fosters collaboration and promotes team cooperation. Flex Lounge product allows for comfortable, circular gathering resulting in a friendship dynamic and more creative interaction. For added comfort, specify the Flex Lounge arc/settee with a back.



**1528**  
28" Round on Disc Base  
28"W X 28"D X 15.75"H

**1539**  
Quartile Bench/Ottoman  
20"W x 20"D x 18"H

**1590**  
Arc Bench/Ottoman  
68"W x 29"D x 18"H

**1509**  
Quartile Chair  
30"W x 30"D x 30"H

**1595-IF**  
Inside Facing Arc/Settee  
71"W x 36"D x 30"H







# 7300/7400 Series

## Customize Your Specification

Every component is a seating module, ensuring maximum seating capacity and optimum space efficiency in your facility. Choose from an extensive selection of standard, quick ship or COM upholsteries. All models are available in three standard high pressure laminate finishes. Or customize your specification by selecting any high pressure laminate.

## A Most Versatile Modular Seating Collection

Modular lounge seating allows design flexibility to create unique configurations, adapt to building layouts and maximize seating capacity. The two-tier base design creates a heavy-duty frame for long-term use. Seat and back modules are easily replaced for renewability.



**7421  
Cylinder Table**  
19"W x 19"D x 14"H



**7301  
Reception Bench**  
25"W x 29"D x 20"H



**7401  
Chair**  
25"W x 29"D x 30"H



# Steps

## Fully Upholstered, Modular Solutions

Heavy-duty frames ensure long-term use and metal-to-metal connection enhances reconfigurability. Full-to-the-floor bases are fully upholstered. Seat and back modules are easily replaced for renewability.



**7433, 7331**  
Three Seat and Square Bench Modules  
Overall dim: 122"W x 57"D x 30"H



**7434**  
45° Wedge Seat Modules  
Overall dim: 78"W x 78"D x 30"H



**7331, 7436, 7431, 7432, 7339**  
Square Bench, 90° Corner, One-Seat Module, Two Seat Module, Modular Arm  
Overall dim: 93"W x 92"D x 30"H







# Chesterfield



**4301  
Club Chair**  
40"W x 36"D x 28"H



**4303  
Sofa**  
78"W x 36"D x 28"H



**6720  
Cocktail Table**  
54"W x 24"D x 16"H



**4073  
Wing Back Arm Chair**  
27"W x 29"D x 39"H



**4075  
Arm Chair**  
28"W x 26"D x 32"H



**4083  
Sofa**  
78"W x 28"D x 35"H



## Period Influence, Classic Style

Traditional Reception features period influences to create Wing Back, Gooseneck and other classic styles. Traditional tufting, individually-placed nail trim and shaped wood base caps enhance the classic design.

Founded in the region of North Carolina known for fine furniture production, HPFI has been providing the marketplace with superior upholstered products since 1958.

# Traditional







### Elegant, Flared Arm Design

Kimberly and Rebecca Collections blend sophisticated form with careful attention to detail. Soft arm pleats and welted design lines present an elegant, fully upholstered reception seating solution that also includes occasional tables. Elegant double-needle tailoring, taut seat, no-sag springs and high-density foam ensure long-term comfort and durability.

# Rebecca



# Kimberly



**6201  
Club Chair**  
38"W x 33"D x 35"H



**6203  
Sofa**  
82"W x 33"D x 35"H



**6720  
Cocktail Table**  
54"W x 24"D x 16"H



**6400  
Ottoman**  
31"W x 21"D x 18"H



**6401  
Club Chair**  
38"W x 33"D x 35"H



**6403  
Sofa**  
81"W x 33"D x 35"H





### Contemporary and Curvilinear

Lauren blends Art Deco influences with versatile design applicable in offices and public spaces. Coordinating cocktail and end tables allow complete solutions for waiting room, hospitality and healthcare environments.

Claudia puts special emphasis on the form and function of a seat. Sit down and your arms will naturally fall into the gently undulating contour of Claudia's fully upholstered arms. Brightly polished aluminum legs add sparkle and visual interest and provide years of durability.



**6101  
Club Chair**  
36"W x 33"D x 34"H



**6103  
Sofa**  
80"W x 33"D x 34"H



**6723  
End Table**  
24"W x 28"D x 20"H



**6720  
Cocktail Table**  
54"W x 24"D x 16"H

# Lauren



# Claudia



**HW\_ET18  
End Table**  
18"W x 22"D x 24"H



**HW\_CT48  
Coffee Table**  
48"W x 24"D x 18"H



**5301  
Club Chair**  
34"W x 31"D x 33"H



**5303  
Sofa**  
79"W x 31"D x 33"H



### Coordinating Products

Plushly upholstered cushions make waiting more of a pleasure than a chore. Contrasting upholstery combinations are custom tailored to any environment. Coordinating occasional and end tables are also available.





# Scarlet



**6723**  
**End Table**  
24"W x 28"D x 20"H



**6720**  
**Cocktail Table**  
54"W x 24"D x 16"H



**6301**  
**Club Chair**  
38"W x 33"D x 35"H



**6303**  
**Sofa**  
81"W x 33"D x 35"H

# 9100 Series



**9131**  
**Lounge Chair**  
35"W x 35"D x 29"H



**9133**  
**Sofa**  
83"W x 35"D x 30"H



**9123**  
**End Table**  
24"W x 28"D x 20"H



**9120**  
**Cocktail Table**  
54"W x 24"D x 17"H

### Luxurious Comfort, Curved Wood Accent

9100 Series is defined by luxurious comfort with a unique, compound-curved wood accent. Flared arm design, contoured lumbar support and generous scale create comfortable proportion and relaxed seating.

Scarlet's distinctive scroll-arm design creates impressive lounges, lobbies and other sitting areas.







## Wood Collection

Himalaya reception, executive and guest seating presents unique, contemporary solutions for every area of a commercial environment. From lobbies and lounges to conference rooms and private offices, Himalaya offers a consistent, metropolitan style in a design based on modern classics. All models available in full-relief, back-relief and solid (no-relief) versions.

# Himalaya



## Metal Collection

Craftsman carefully hand-pull and hand-tie reliefs in leather, vinyl or fabric upholstery to create the multiple mini-cushioned design of Himalaya. Square forms and square stitch pattern accent this offering. Himalaya incorporates commercial quality frames, enhanced-density foam and no-sag sinuous spring suspensions, ensuring long-term comfort, support and performance. Available without arms or with curved, tapered arms. Several coordinating occasional table styles complete the space.



**143**  
Arm Chair  
23"W x 26"D x 34"H



**151**  
Club Chair  
32"W x 31"D x 30"H



**158**  
6' Bench  
72"W x 24"D x 19"H



**153**  
Sofa  
81"W x 31"D x 30"H



**5723MET**  
End Table  
26"W x 26"D x 25"H



**5720MET**  
Coffee Table  
50"W x 26"D x 19"H



**5727MET**  
Sofa Table  
56"W x 20"D x 31"H



**154**  
Lounge Chair, armless  
25"W x 31"D x 30"H



**156**  
Three Seat Lounge, armless  
50"W x 31"D x 30"H





# HPFi

1104 Bedford Street  
High Point, NC 27263

(p) 800.447.3462  
(f) 800.231.6784

[www.hpfi.com](http://www.hpfi.com)

© 2017 HPFi  
LOUNGE\_111017

All HPFi® products in this brochure are certified to level® 2. level, BIFMA's sustainability certification program for furniture, is a comprehensive and transparent third-party certification program. The level mark attests that the product, our manufacturing facilities and our company have been evaluated against the multi-attribute criteria of the ANSI/BIFMA e3 Furniture Sustainability Standard.

